




# Polysolar



High durability material

3mm glass


3mm glass

High durability material

In-house made PID free cells

## PS-PC-SE Series panels

STC Product Specifications for c-Si polycrystalline glass/glass laminate units



**Polysolar's PS-PC-SE glass glass panels incorporate crystalline PV technology to achieve high efficiencies**

Up to 162 W/m<sup>2</sup>

Made in Europe

Designed for BIPV applications

Fire Class A, Extreme load resistance

Sand, salt and ammonia resistance

Bespoke transparency and sizing

30 year Warranty

Self cleaning





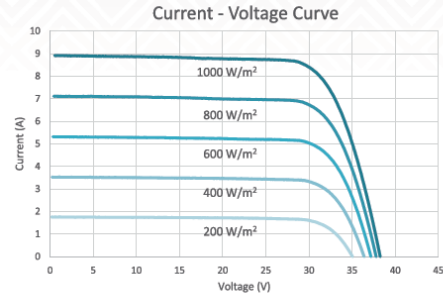
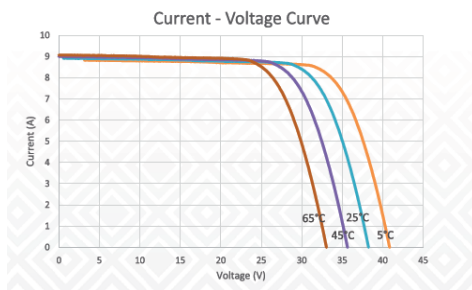
# Polysolar

## Physical Specifications PS-PC-SE Series

Active Material of Cell		Polycrystalline
Cells		156 x 156 mm
Front Cover		Tempered Glass, thickness: 3 mm
Back Cover		Tempered Glass, thickness: 3 mm
Frame		Frameless
Dimensions	Width	1988 mm +/-1 mm
	Length	992 mm +/-1 mm
	Height	7.1 mm
Cable cross section		4 mm <sup>2</sup>
Weight		32 kg
The module is tested under 2400 Pa (50 lb/ft <sup>2</sup> ) mechanical load or approximately to a wind speed of 130 km/h (80 mph) with certified mounting solutions. Other mounting solutions for higher mechanical loads of 8000 Pa are also available.		

## Electrical Specifications PS-PC-SE Series

Polysolar Model	Power	Transparency	Stabilized Performance STC			
			V <sub>mpp</sub> (V)	I <sub>mpp</sub> (A)	V <sub>oc</sub> (V)	I <sub>sc</sub> (A)
PS-PC-SE 320	320 W	10%	36.78	8.70	45.49	9.26
PS-PC-SE 285	285 W	20%	36.52	7.80	45.27	8.28
PS-PC-SE 260	260 W	30%	36.00	7.22	44.65	7.66
PS-PC-SE 190	190 W	45%	35.93	5.29	44.58	5.61
Temperature Co-efficient	I <sub>sc</sub> + 0.05%/K V <sub>oc</sub> - 0.34%/K P <sub>mpp</sub> - 0.46%/K					
Max Voltage/Current	1000 V 15 A					



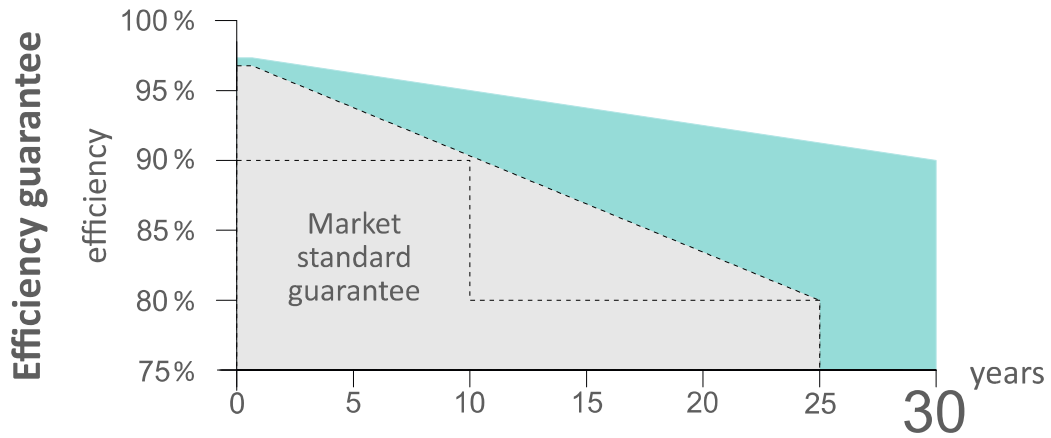
The units electrical ratings are measured under Standard Test Conditions (STC) and have been delivered on the specific table of electrical characteristics as shown above. A photovoltaic module may produce more current and/or voltage than reported at STC. Sunny, cool weather and reflection from snow or water can increase current and power output. Therefore, the values of Isc and Voc marked on the units should be multiplied by a factor of 1.25 when determining component voltage ratings, conductor capacities, fuse sizes, and size of controls connected to PV output. [STC]: 1000 W/m<sup>2</sup>, AM 1.5, 25 °C. The exactly measured electrical characteristics are shown on the label of the units.




# Polysolar

## Warranty

Warranty on Product (Workmanship & Materials)	Warranty on Performance (Power Grade Output)
30 years from date of shipment	30 years performance Warranty (at 90% STC performance)
<b>Certifications</b>	IEC 61215 and 61730, IEC 62716 Ammonia Corrossion. IEC 61701:2011 Salt Mist Corrosion. MIL-STD-810G Sand & Dust Resistance. PID Free. CE Mark. TUV NORD Certified .




20% (54 cells)



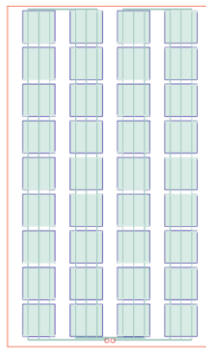
Configuration: 6x9

30% (48 cells)

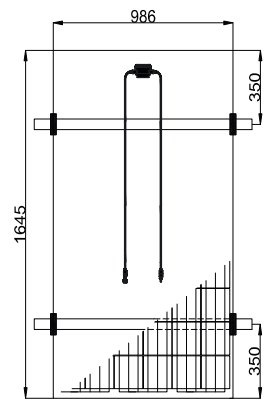


Configuration: 6x8

45% (36 cells)



Configuration: 4x9



Alumero fixing clamps  
END/MID clamps 6.8 100mm



# Polysolar

[www.polysolar.co.uk](http://www.polysolar.co.uk)

Tel: (+44) 01223 911534

Email: [info@polysolar.co.uk](mailto:info@polysolar.co.uk)



*World leaders in the design, development and project management of Building  
Integrated Photovoltaic solutions*

### **Cambridge Office**

Polysolar Limited  
Hauser Forum  
Charles Babbage Road  
Cambridge CB3 0GT  
UK

### **London Office**

Polysolar Limited  
One Canada Square  
Canary Wharf  
London E14 5AB  
UK